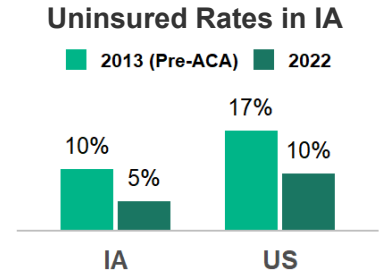
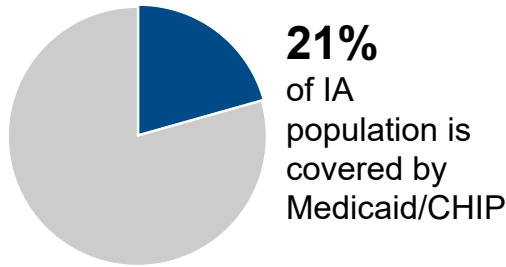
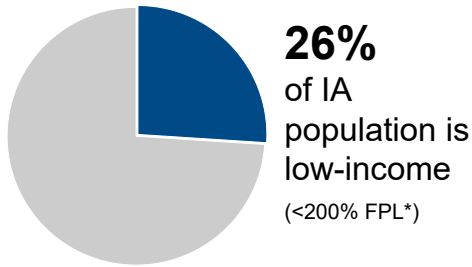


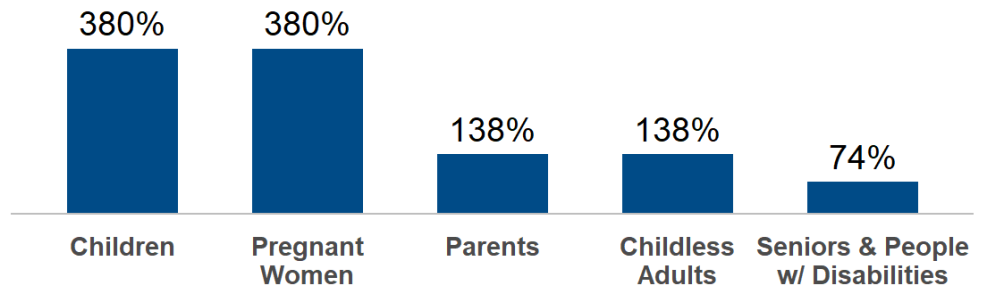
**678,107** enrolled in IA Medicaid



**IA Expansion Status:**  
**Adopted**

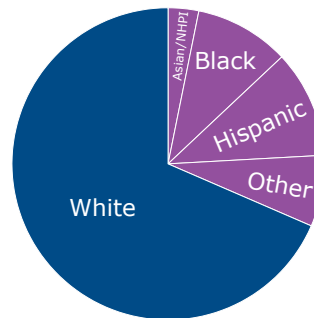
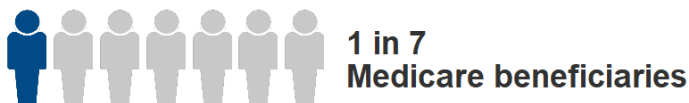
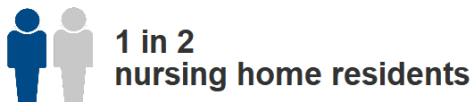
Adults in  
Expansion Group:  
**250,000**

**Eligibility Levels**  
as a % of FPL\*



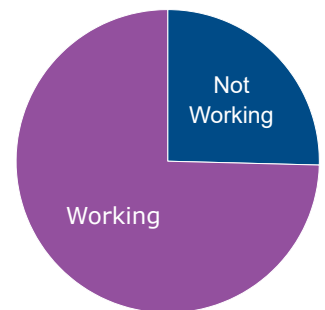
\*100% of Federal Poverty Level (FPL): \$25,820 for a family of three; \$15,060 for an individual

**In IA, Medicaid Covers:**

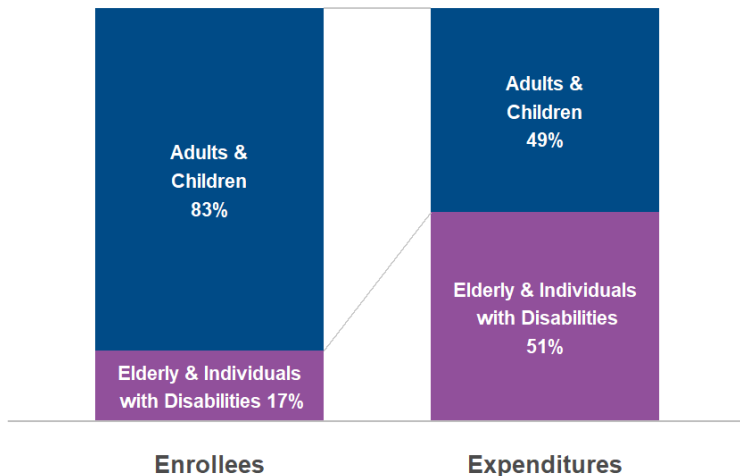


**32%**  
of non-elderly  
Medicaid enrollees  
in IA are people of  
color

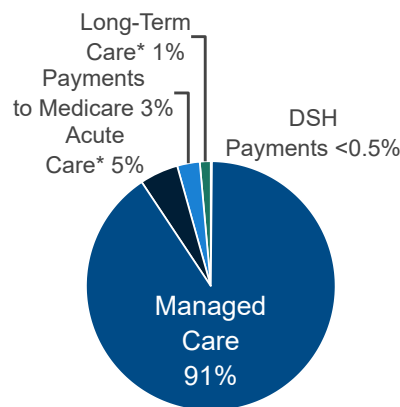
**75%**  
of adults in IA on  
Medicaid are  
working



## Medicaid Enrollees & Expenditures in IA



## Total IA Medicaid Spending by Service: \$6.7 billion

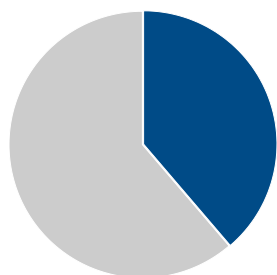
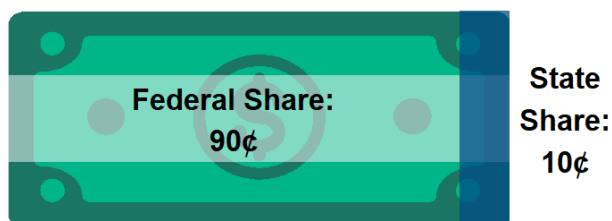


\*Fee-for-Service

In IA, the federal government pays **63%** of the cost of traditional Medicaid.



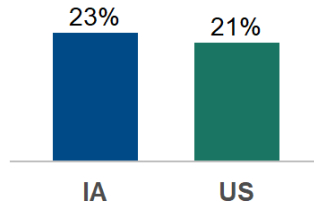
The federal government pays **90%** of the cost of the Medicaid expansion.



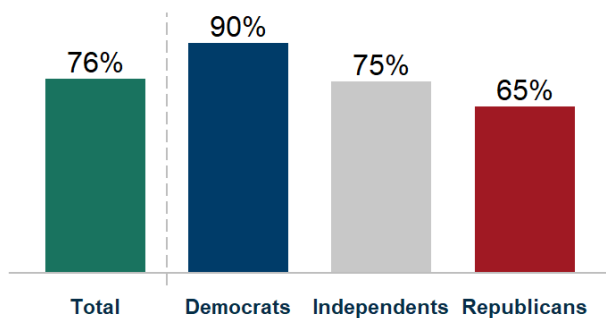
**39%**  
of births in IA  
are covered  
by Medicaid

Iowa **has not adopted** the 12-month postpartum coverage extension

## Medicaid Coverage of Women Ages 15–49



## National Share of Those that Hold Favorable Views of Medicaid



## National Access Measures

